


REF. 1722



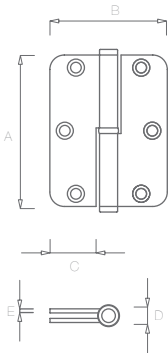
(16) aço inox satinado
satin stainless steel



(153) preto pérola
black pearl


Dobradiça para portas interiores; exteriores; roupeiros e outras utilizações afins. A dimensão é decidida em função da aplicação. As dimensões mais usuais são: Porta exterior - 4"; Porta interior - 3" e 3½"; Porta de roupeiro - 2½" e 3". Opção: costas planas

Hinge designed to inside and outside doors, cabinets and so on. Its dimensions depends on its application. The more usual dimensions are: outside door - 4", inside door - 3½", cabinets 2½" e 3". Option: flat backside.



REF	A	B	C	ØD	E	recomendado recommended
1722	90	65	25	12	2,5	40 kg

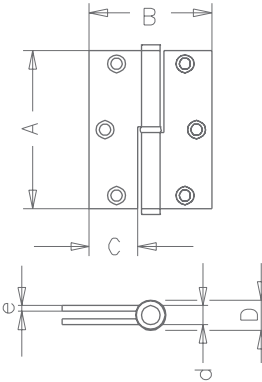
REF. 1702



(16) aço inox satinado
satin stainless steel

Dobradiça para portas interior, exteriores, roupeiros e outras utilizações.

Hinge designed to inside and outsider doors, cabinets and so on.



REF	A	B	C	d	ØD	E	recomendado recommended
1702	90	65	25	7	12	2,5	40 kg